

#8 Try #1-5.

Dividing Unit Fractions (Visual)

Name: _____

Use the box to show a visual example of how to divide a fraction and a whole number.



Look!

$$\frac{1}{3} \div 4 = ?$$

Split the whole into 3 pieces and fill in 1 section.

Next split $\frac{1}{3}$ into 4 groups.

To figure out the size of each piece in comparison to the whole, split the whole into 4 groups.




To solve, start with a whole.

Now you can see the size of $\frac{1}{3}$.


This shows the size of each piece.

Each piece is $\frac{1}{12}$ of the whole. Or: $\frac{1}{3} \div 4 = \frac{1}{12}$


1) $\frac{1}{3} \div 3 =$




2) $\frac{1}{8} \div 8 =$




3) $\frac{1}{7} \div 2 =$




4) $\frac{1}{3} \div 4 =$




5) $\frac{1}{7} \div 4 =$




6) $\frac{1}{5} \div 4 =$




7) $\frac{1}{5} \div 6 =$




8) $\frac{1}{4} \div 9 =$




9) $\frac{1}{5} \div 6 =$




10) $\frac{1}{2} \div 9 =$



11) $\frac{1}{6} \div 6 =$



12) $\frac{1}{9} \div 6 =$



Answers

1. _____
2. _____
3. _____
4. _____
5. _____
6. _____
7. _____
8. _____
9. _____
10. _____
11. _____
12. _____